Preface: A Year of Shared Voices

Dear All,
This month's newsletter is brought to you by Imaging Southeast Asia (iSEA) - fuelled by curiosity, powered by pixels, and stitched together by the strength of a thousand cultures.

Across Southeast Asia, imaging isn't just about capturing what's visible, it's about revealing what's possible. Be it late-night microscope sessions, or cross-border collaborations, every image tells a story of discovery, resilience and connection. This month, we're bringing those stories into focus.

🔗 iSEA Website

🔗 iSEA LinkedIn

The Journey of Imaging Southeast Asia (iSEA)

Global Beginnings (2020)
The foundation of iSEA can be traced back to a series of international imaging workshops aimed at supporting scientists in underrepresented regions. The Imaging Africa and Imaging Latin America workshops in 2020 revealed overwhelming interest, with hundreds of applicants competing for a limited number of training spots. This highlighted a clear global need for accessible, high-quality imaging education.

Expanding Toward Asia (2020–2023)
Following the success of these early initiatives, the idea began to expand into the Asia-Pacific region. Organisers and scientific leaders recognised that Southeast Asia also had a strong and growing demand for advanced imaging training and collaboration.

A Key Milestone: Okinawa Workshop (Early 2024)
A major turning point came with the Okinawa Microscopy Workshop, designed for scientists from Japan and Southeast Asia. The workshop attracted significant interest and served as the first concrete step toward building what would eventually become iSEA.

Building Regional Collaboration
Around this time, partnerships between institutions and scientific leaders in East Asia began to take shape. These collaborations focused on creating a sustainable and connected imaging community within Southeast Asia.

Momentum Builds (April 2024)
In April 2024, another Okinawa workshop emphasised the importance of working together as one global scientific community. This event sparked a wave of enthusiasm and action across the region, accelerating efforts to establish a formal network.

From Regional Vision to Local Action
Shortly after, Malaysia Advanced Imaging (MAI) was established on April 18, 2024. This marked a crucial shift from regional discussions to tangible national-level initiatives, demonstrating how the vision was taking root locally.

The Emergence of iSEA (2024)
With leadership and support from institutions in Singapore and Malaysia, iSEA officially took shape as a Southeast Asian imaging network. It became part of a broader global ecosystem of microscopy communities, connecting regions such as Africa and Latin America.

Upcoming Conference & webinars/ Upcoming conferences & funding opportunities

iSEA Conference 2026
September 22 -23 | Institut Teknologi Bandung, Indonesia
The Imaging Southeast Asia (iSEA) Conference 2026 will take place from **21–24 September 2026** at the Institute of Technology Bandung (ITB), Indonesia. This regional event brings together researchers, facility managers, and industry partners to share advances in bioimaging, microscopy, and image analysis. The programme features keynote talks, workshops, and poster sessions, with opportunities for networking and collaboration. Registration and abstract submissions are now open, with travel grants available for eligible participants across Southeast Asia.
Great News! Our Travel Grant Awards are still open. Be one of the few to attend the iSEA Conference 2026 fully sponsored by us!
🔗 Conference Website
🔗 Registration Link
🔗 Travel Grant Link - **Deadline extended to 31st May 2026**

Singapore International Chemistry Conference (SICC) - 13
7 - 11 December 2026 | Suntec Singapore Convention & Exhibition Centre
Singapore International Chemistry Conference brings together a global community across materials, organic, organometallic, inorganic and biological chemistry under the common theme "One World, One Chemistry". Held in-person, this conference offers exceptional opportunities for direct engagement, collaboration, and community building within Singapore's dynamic research and innovation ecosystem.
SICC conferences unite chemists from around the world to share knowledge, exchange ideas, and
build enduring connections. At their core is chemistry's central role in solving global challenges, from AI-driven advances in reaction design, catalysis, and materials informatics, to sustainable approaches that are redefining responsible synthesis and manufacturing. Breakthroughs in materials, energy, drug discovery, and chemical biology together underscore the powerful impact of cross-sector collaboration.

There will be an imaging-related symposium of interest: B5: Digital Molecular Analytics: From Single Molecules to Bioimaging.

- Early bird registration: 27 Mar to 25 Sep 2026
- Regular registration: 26 Sep to 30 Nov 2026
- Late registration: After 30 Nov 2026

🔗 Link to website/ registration form: Registration

International Job Shadowing Experience
9 - 20 March 2026 | National University of Singapore

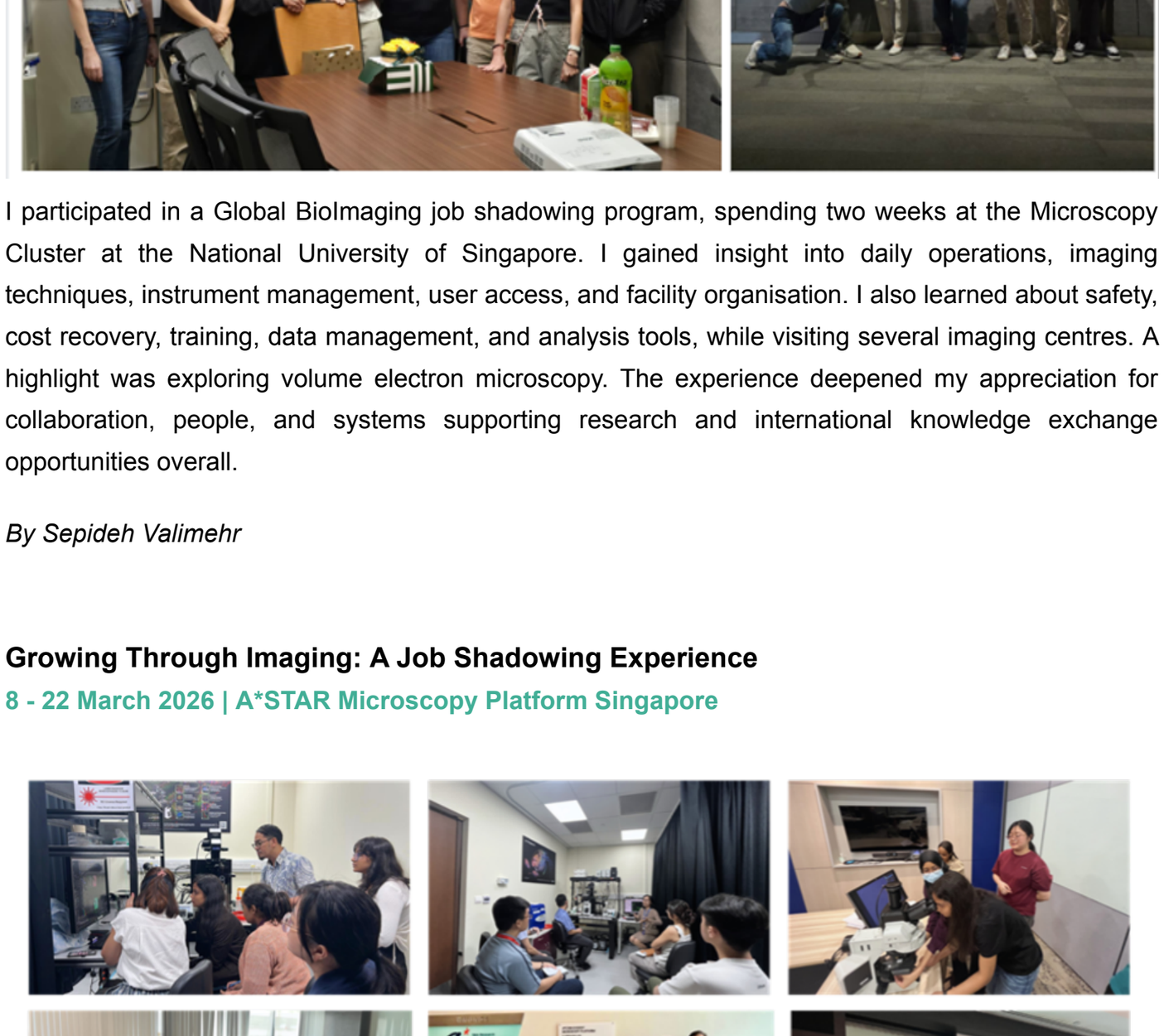

I participated in a Global BioImaging job shadowing program, spending two weeks at the Microscopy Cluster at the National University of Singapore. I gained insight into daily operations, imaging techniques, instrument management, user access, and facility organisation. I also learned about safety, cost recovery, training, data management, and analysis tools, while visiting several imaging centres. A highlight was exploring volume electron microscopy. The experience deepened my appreciation for collaboration, people, and systems supporting research and international knowledge exchange opportunities overall.

By Sepideh Valimehr

Growing Through Imaging: A Job Shadowing Experience
8 - 22 March 2026 | A*STAR Microscopy Platform Singapore

Observing the A*STAR Microscopy Platform (AMP) in Singapore during my Global BioImaging (GBI) job shadowing program was a memorable experience that deepened my understanding of how a leading imaging facility supports research and collaboration. I assisted in the *Fundamentals of Microscopy in Life Science* workshop, supporting hands-on sessions ranging from bright-field imaging to confocal microscopy and image analysis while engaging closely with participants and trainers. I also explored advanced imaging platforms, including light-sheet, spinning disk, and super-resolution systems, and learned how structured self-use training encourages researchers toward independent instrument use. AMP kindly arranged visits to the Yong Loo Lin School of Medicine and the Centre for Bioimaging Sciences (CBIS) at the National University of Singapore, where I observed daily facility activities. I am sincerely grateful to Global BioImaging for making this inspiring experience possible.

By Alfina Gracia Feronytha, Scientific Imaging Center, Indonesia

iSEA STEM Outreach Program
21 November 2025 | Kampung Orang Asli Hulu Kuang, Malaysia
The STEM iSEA Outreach Program, led by iSEA with Monash University Malaysia, introduced students in Kampung Orang Asli Hulu Kuang to the microbial world using Foldscopes. Participants from SKSS, SKSA, and local children engaged in assembling microscopes, observing specimens, and drawing findings. Activities improved understanding of microorganisms and structures. The program successfully sparked interest in STEM, with positive feedback from students and teachers, who expressed enthusiasm for future sessions and continued scientific learning opportunities.

Global BioImaging News

Registrations are now OPEN for the GBI Annual Meeting 2026!

Celebrating 10 years of global collaboration in imaging science, this milestone event will bring together imaging scientists, core facility managers, technology developers, and international networks from over 70 countries.
Join the global imaging community to connect with peers, engage with key stakeholders, and explore the technologies shaping the future of bioimaging.

👉 Registration Form: [SUBMIT]
👉 Travel grants available: [APPLY]
👉 Be featured as a SPONSOR: [Sponsorship Brochure]
Check our website for more details: [Program Preview]

We look forward to welcoming you to Heidelberg!

GBI Spotlight on Data
📅 28 May 2026 | 17:00 CET (Online)
🔁 29 May 2026 | 08:00 CET (Replay with live Q&A moderation)

The first blog post is now live, and we invite you to join us online to help shape a new monthly webinar series focused on sharing challenges and solutions in research data management for core facilities worldwide.

👉 Explore what's coming next on our RESOURCES PAGE
👉 REGISTER [HERE]

Global BioImaging Publishes New Paper on Career Paths in Imaging Science
A new publication from the Global BioImaging community highlights the urgent need to strengthen career paths for imaging scientists working in core facilities.

Developed through a collaborative effort within the Global BioImaging Working Group on Career Paths, the paper brings together contributions from imaging scientists worldwide and is supported by a global survey dataset, now openly available.
The study underscores how career development, recognition, and funding are closely linked challenges that impact not only individuals but also the sustainability of research infrastructures and the quality of scientific output.

Readers are invited to explore the publication and its findings, which also include practical recommendations for improving career support across the field.

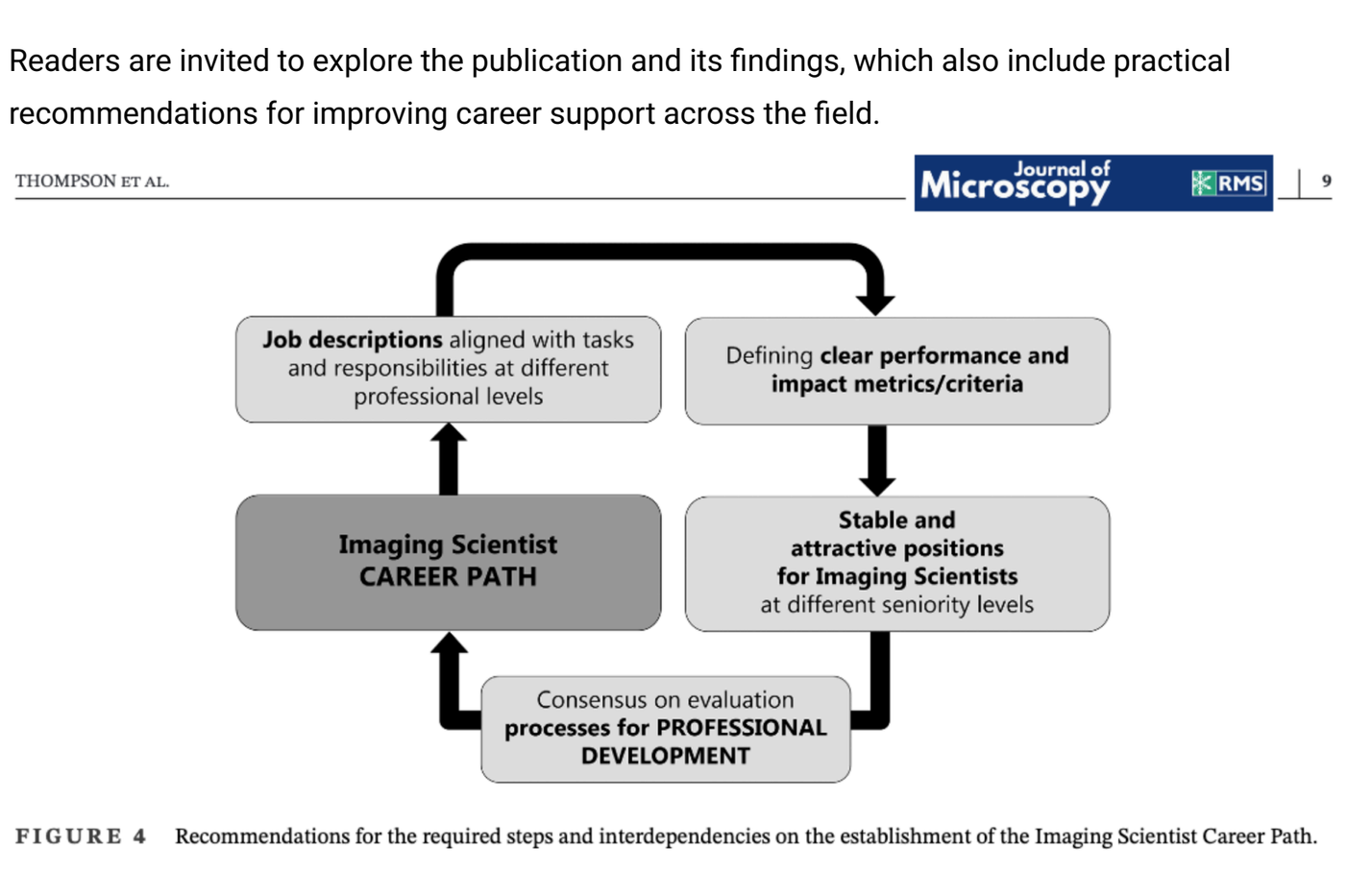

FIGURE 4 Recommendations for the required steps and interdependencies on the establishment of the Imaging Scientist Career Path.

👉 👉 Read the paper and explore the dataset: HERE

Around the Globe

Euro-BioImaging's Special Edition Virtual Pub "Spatial Transcriptomics"
June 9, 13-15:00 CEST | Online
From approaches to generate spatial Cell-ID's and advancing super-resolution techniques towards the spatial domain, to industry insights on new developments, the Euro-BioImaging Special Edition Virtual Pub: "Spatial Transcriptomics" will highlight innovative tools and methods shaping the field. All are welcome to join!

🔗 Register: https://www.eurobioimaging.eu/events/special-edition-virtual-pub-spatial-transcriptomics/

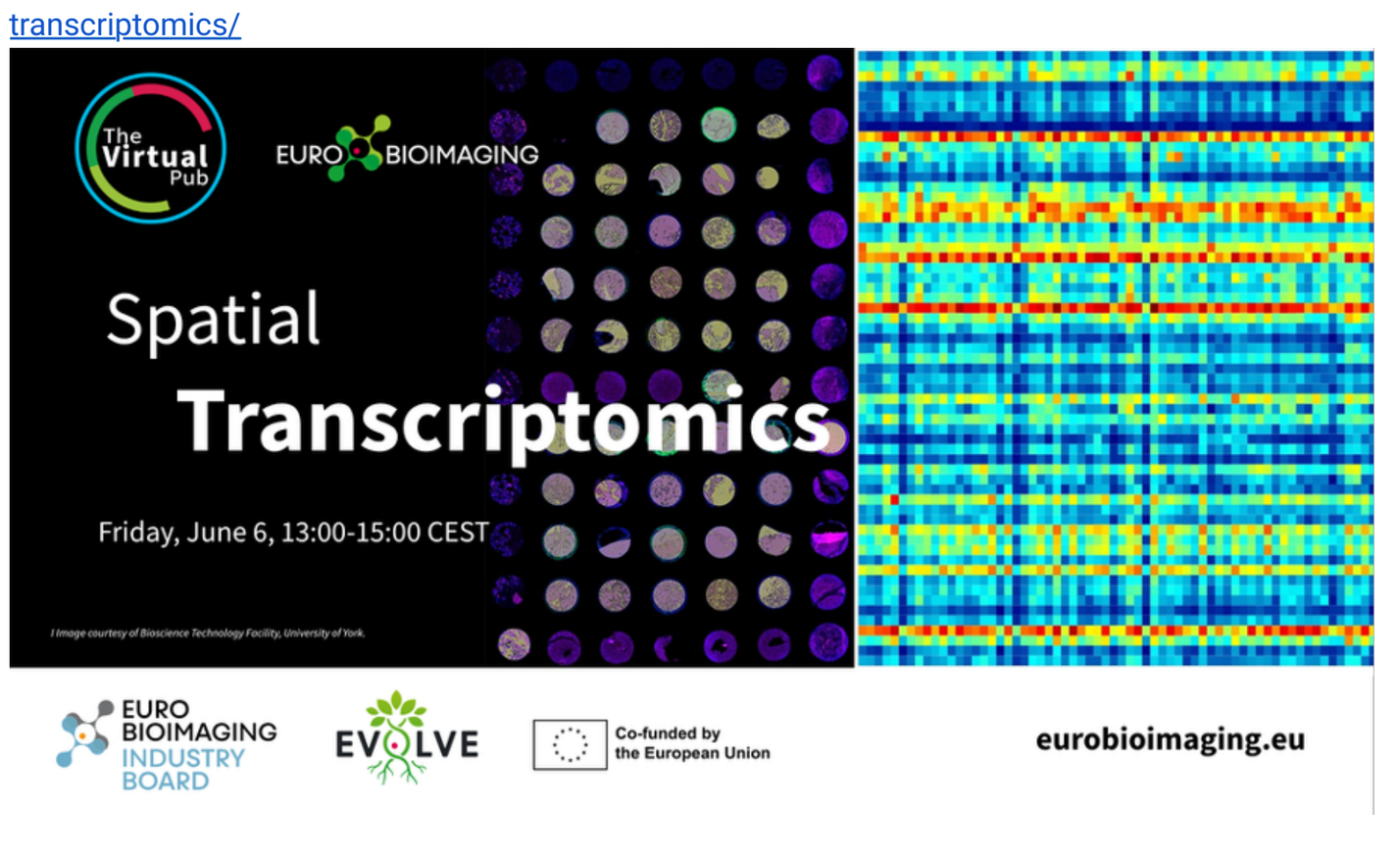

iVISION Workshop – Faculty Call | Preclinical Imaging & Drug Discovery (15th Edition)
In person | 18–20 November 2026 | ACTREC, Navi Mumbai (India)
The In-Vivo Preclinical Imaging and Drug Discovery (iVISION) Workshop at ACTREC, Navi Mumbai is a 3-day annual hands-on training program (since 2011) focused on preclinical imaging, translational research, and drug discovery. It brings together national and international faculty to train students, PhD scholars, academics, and industry participants across modalities such as CT, PET, SPECT, and bioluminescence, alongside drug development pipelines, radiopharmaceuticals, and regulatory frameworks.
The workshop emphasises practical, hands-on training, lab visits, and interactive learning to bridge theory and real-world applications in biomedical research.

📣 We are currently looking for international and national faculty to join and contribute to the training program in upcoming editions.

🏨 Accommodation: Fully covered by the organisers for the duration of the course in the vibrant city of Mumbai

If you are interested in contributing to this dynamic training environment, we would be delighted to hear from you (see contact details in the course poster below)

In case you missed it

EXTENDED DEADLINES:

👉 **GBI Sustainathon:** Advancing Sustainable Biomedical Imaging Facilities: [SUBMIT]
to share ideas on sustaining biomedical imaging facilities and compete for a webinar presentation, waived GBI meeting registration in October (Germany), and co-authorship on a sustainability publication.

👉 **NFDI4BIOIMAGE Research Data Management Community Survey 2026: [SUBMIT]**
survey on how imaging data are generated, processed, managed, and shared, to help identify challenges and guide future tools, services, and training, with results and data to be made publicly available.

Visit Us Now!

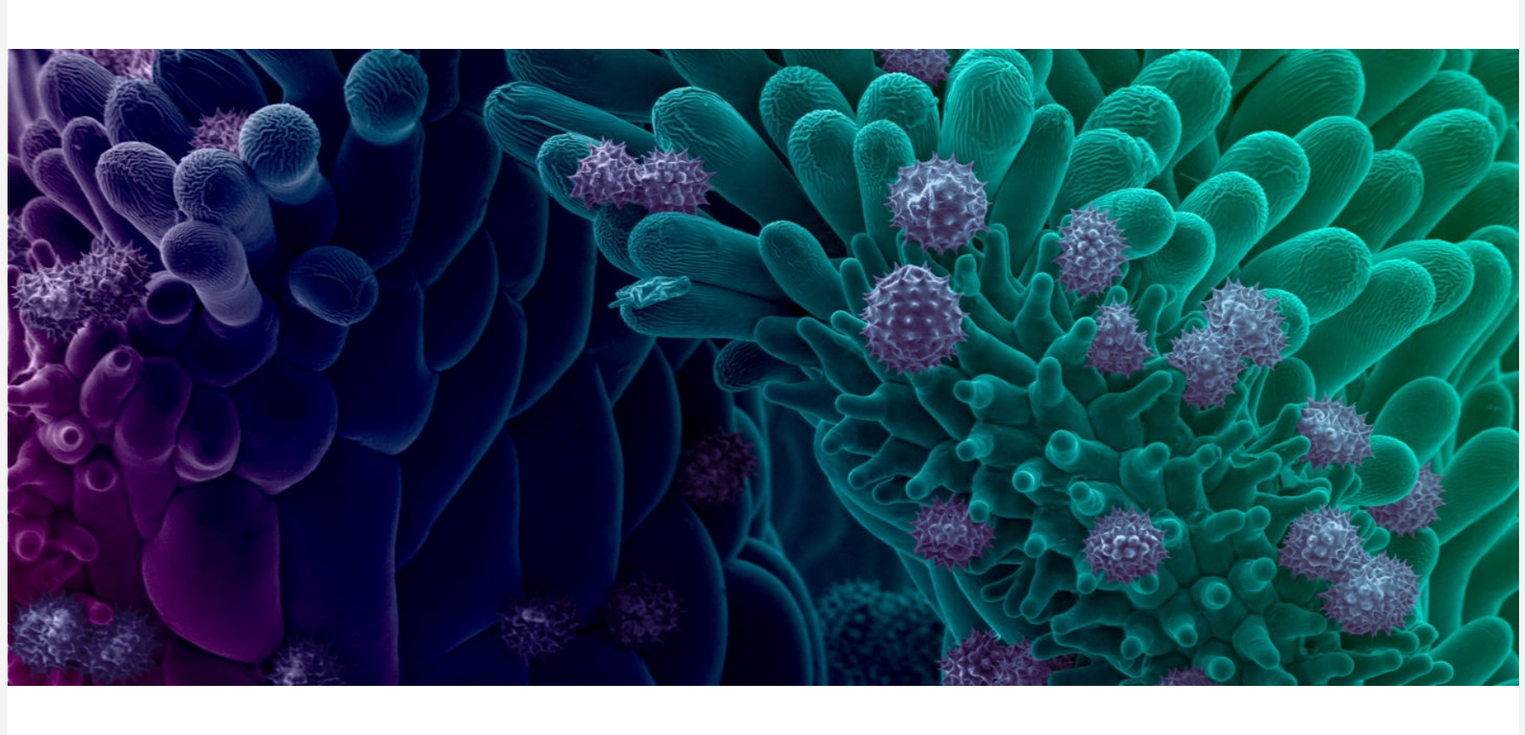

Copyright (C) 2026 *|Global BioImaging|*. All rights reserved.

Our mailing address is:
Meyerhofstraße 1, 69117 Heidelberg, Germany

Want to change how you receive these emails?
You can update your preferences or unsubscribe